







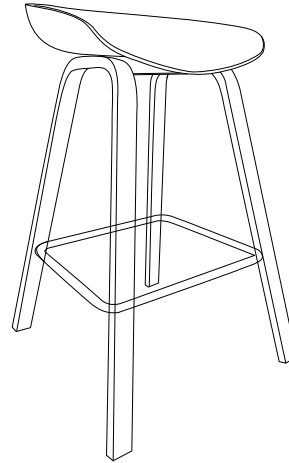
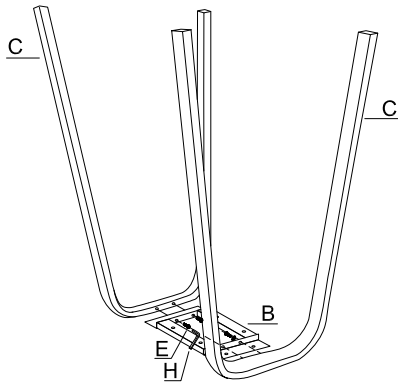


# ASSEMBLY INSTRUCTION

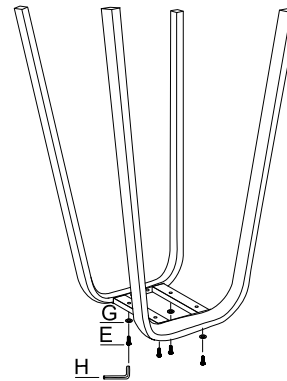
HARDWARE LIST			
NO.	PART	DESCRIPTION	Q'TY
A		seat	1
B		connection frame	1
C		frame	2
D		square frame	1
E		short screw	8
F		long screw	8
G		caps	8
H		allen key	1



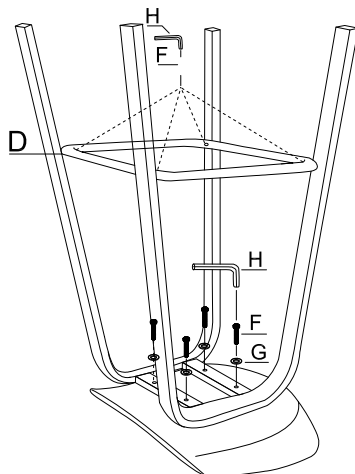
step:1



step:2



step:3



step:4

